

Student Presentation

Key presentation skills

Why are presentation skills are important?

- Presentation skills are important because you will use them in every aspect of your life including school, work, and social settings. They all have one thing in common and that is the need to communicate your knowledge to the people.

Preparing your Presentation

- **Purpose of your presentation**

- Imagine that you have been scheduled to speak to a group. An important question for you to review is “Why am I delivering this presentation?” Don’t answer, “Because I was asked.” Instead ask why does this group *need* to hear from *you*? What message is so important that you must take their time to speak to them? You must be clear on the purpose of your speech before you can write it. Please don’t give a speech just because you are the boss. Don’t waste their time and embarrass yourself. Have something worthwhile to say. If you start by knowing what you want to happen then you will begin to create an effective speech.

Preparing your Presentation

- **Your audience is the reason you are there**
 - Understand your audience. What do they want? Why would they listen to you? If you want to reach them with your presentation you must reach them through their needs. While you are talking they are asking themselves, “What’s in it for us?” If you have not spoken to this group before, interview a few of them before your presentation. Mention the names of some audience members during your presentation. It will help you connect with the group.

Preparing your Presentation

- **Design your presentation backwards**
 - The most common way to write your speech is to start at the beginning and write to the end. That is not an effective way to write a speech. Instead write the speech backwards. Start with the destination and work back to the opening. You will write your speech faster and clearer if you start with the end in mind. Know your purpose. Write the closing line that hammers home your message. Then write the points to support that close. Then write your opening that launches you into that presentation. Designing your speech is also a set of communication skills.

Public Presentations: It's not them its you!



Video Time

What's at stake?

Making the world a better place



Job interview



College/University entrance



Swing a deal with your folks



Adult Retention

20%



30%



50%



90%



Today's Outline?

Is this guy for real?

The presentation critique



Building the presentation

Getting started

Building

Practice

Game Day

Tips for delivering your message

Getting started

What is the format?

Set template, expectations....

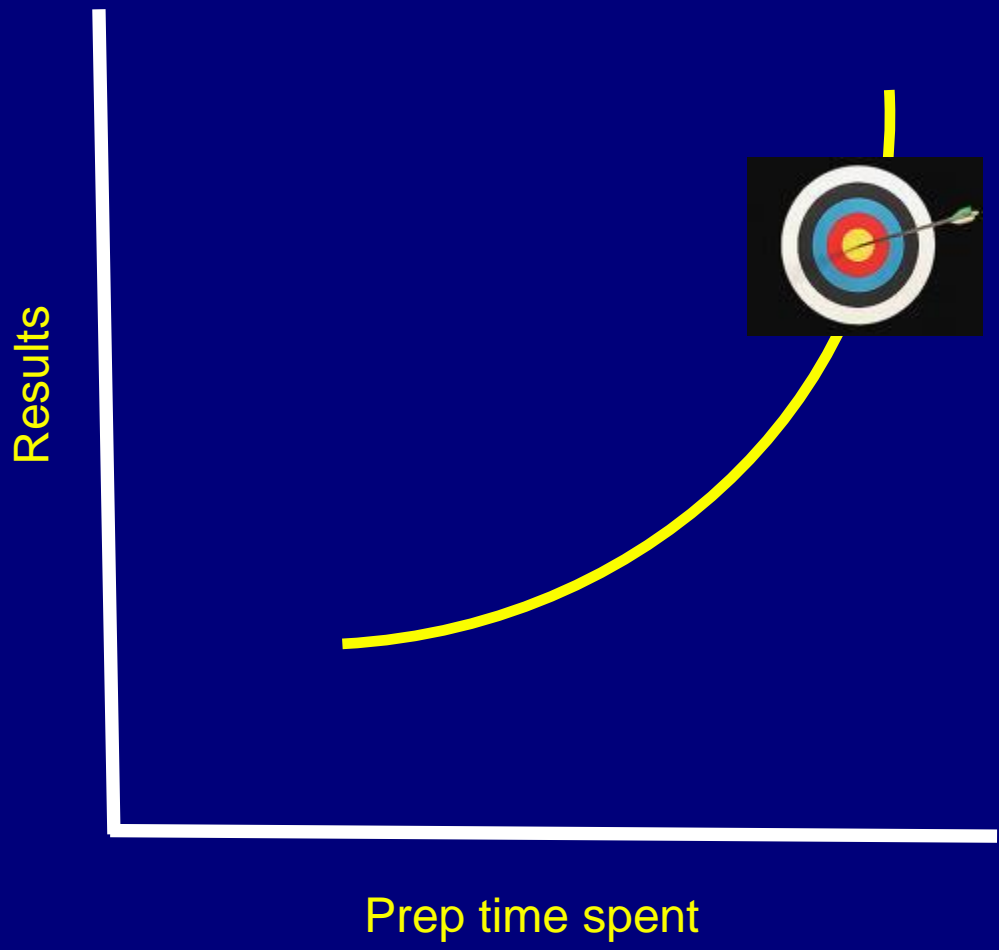
Who's your audience?

Be relevant.....its all about them

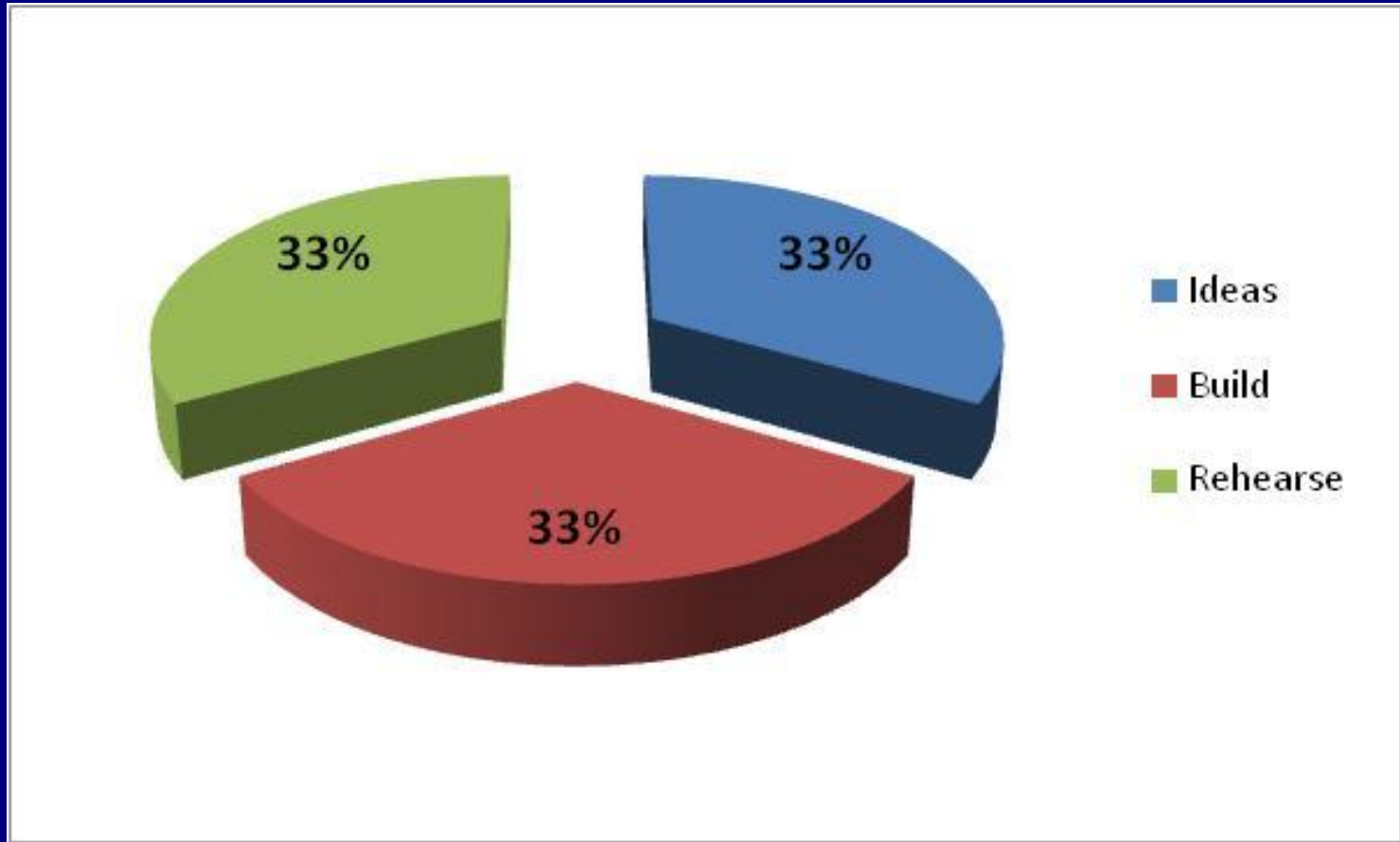
Where is this going down?

Size of room, resources available....

Getting Started



Getting Started



Getting Starting: Generate Ideas

What's your point?

Think about the conclusion

Build the outline in reverse



Building the presentation

Introduction

Take command of the audience's attention!

Tell them what you are going to tell them

Be specific and concise

Building the presentation

Tell the Story

Does it link back to your end point

Does it matter or just cool

Logical flow

***if you are getting confused....imagine
your audience?***

Building the presentation

Conclusion

Tell them what you told them

Take-away message

Building the presentation

“ Simplicity is the ultimate sophistication ”

- Steve jobs
The iPod Guy



Building the presentation: Numbers



IBM and Roadrunner Supercomputer

On June 9, 2008, IBM issued a press release touting its superfast supercomputer called Roadrunner. It operates at one petaflop per second.

<http://www.slideshare.net/cvgallo/the-presentation-secrets-of-steve-jobs-2609477>

Building the presentation: Numbers

What's a petaflop? One thousand trillion calculations per second. IBM knew the number would be meaningless. It's simply too big. So IBM added the following description to its press release...

What's a petaflop?

<http://www.slideshare.net/cvgallo/the-presentation-secrets-of-steve-jobs-2609477>

Building the presentation: Numbers



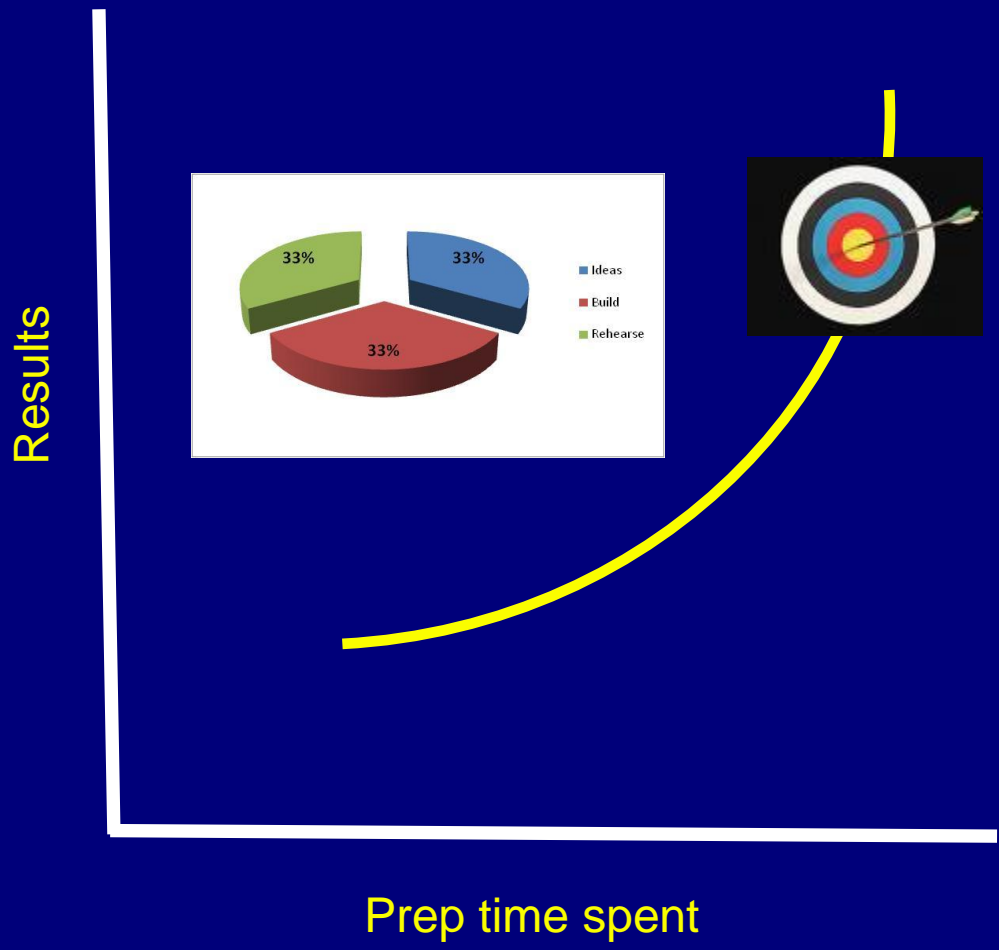
petaflop
=
1,000 of today's fastest laptops



1.5 MILES
HIGHER

<http://www.slideshare.net/cvgallo/the-presentation-secrets-of-steve-jobs-2609477>

Practice: Its worth it



Practice: Ask for help



Game Day:

-
-
-
-
-
-

Chill Out: What else is there?

Game Day: Scope the Venue



Video Time

The man himself – Steve Jobs

Recap

Is this guy for real?

Building the presentation

Game Day

“ People will forget what you said, people will forget what you did, but people will never forget how you made them feel. ”

- Maya Angelou

Thanks
&
Best of Luck

Boucher.Brian@JDirving.com

<http://www.slideshare.net/cvgallo/the-presentation-secrets-of-steve-jobs-2609477>